



# MEP Hire

Mechanical, Electrical & Low Level Access Specialists



# Access Equipment

☎ 0800 587 5121

@ hire@mephire.co.uk

🌐 www.mephire.co.uk





# MEP Hire

Mechanical, Electrical & Low Level Access Specialists

MEP Hire  
0800 5875 121

# Access Equipment Specialists



# Hire With Us...

We provide low-level access products to the UK's specialist building services trades.


As a member of Vp plc, we are part of a multi-national group with nine operating divisions, providing the rental and sale of specialist products and associated services within the UK and overseas.

With a rich history spanning over 65 years, MEP Hire is uniquely positioned to ensure continued investment in our fleet and network. This allows us to offer our customers the most innovative and quality hire solutions available.







We have seen an observable increase in productivity from operatives using MEP Hire's access equipment. At ISG we are now promoting Pecolift as our preferred choice for low-level access works. 

ISG

# Improving Safety & Increasing Productivity

The Working at Height Regulations 2005 aims to prevent death or injury caused by falls from height. However, since the regulations were brought in, falls from height in the construction sector continue to be a big issue...



51%

**of fatalities in the construction industry during 2022/23 were due to falls from height.**  
(HSE/RIDDOR 2022/23)

We understand that safety is paramount to the prosperity of your business and so we have developed a Low Level Access range that will do more than support your compliance and improve safety, it will increase your productivity too!



84%

**increase in Work at Height breaches on UK construction sites in the first quarter of 2021.**  
(The Building Safety Group, 2021)

MEP Hire has one of the largest, widest ranging and well-maintained Low Level Access fleets available in the UK. We work with some of the largest construction firms in the UK, delivering for some of the biggest building and fit-out projects in Europe.

# The Benefits of Low Level Access (LLA)



## Safe

Designed to be the safest possible way of working at heights. Features include fail-safe mechanisms, 'anti-surf' locking wheels, auto-brakes, safety gates and guards, as well as MEWP tags.



## Quick & Simple

Much faster than ladders or podiums to erect. The Pecolift for example takes just 11 seconds to reach full elevation.



## Reliable

Fully tested and calibrated machines mean you only receive equipment that is ready for the job. Our non-powered machines are battery and electric free so avoid any downtime.



## Efficient

Proven to reduce the time it takes to complete tasks; increasing your productivity.



## Versatile

Wide range of machines to suit multiple applications and working heights up to 6.5 metres.



## Cost Effective

Designed for versatility and use across multiple applications, helping you to manage your costs and maximise usage.



## Sustainable

Our non-powered, self-propelled machines are the sustainable and environmentally friendly choice.





# Choose MEP Hire...

We've put safety at the heart of our offering.

With specialist knowledge of the Low Level Access market, we have worked with suppliers to develop products that better address your safety needs when working at height.

Our team of dedicated engineers receive enhanced training to ensure our fleet of machines only enters the market when it is fully safe to do so and compliant with all associated regulations.

## See the benefits of...

- One of the largest access fleets in the UK, with capacity to support the largest demands
- Innovative CORE RFID process for LOLER certification and compliance
- Support to prevent unauthorised use through our range of accessories, ensuring only competent and experienced staff can access our machinery
- Thorough and fully independent inspections to meet LEEA and IPAF obligations
- Support with access to training, certifications and machine familiarisation
- Dedicated team of engineers across the UK, reducing downtime for faults and servicing
- Additional safety features such as MEWP tags, anti-climb side guards, tool tethering, telematics and anti-entrapment.

# The Complete Solution...

We can offer you a complete range of access solutions, suitable for a wide range of applications, including, fit-out, mechanical, electrical and HVAC environments.



## Non-Powered Access

These access machines are powered with the simple rotation of a handle – no batteries mean no downtime when charging!

See pages 10 - 12



## Powered Access

Our range of powered access machines help you to reach heights of up to 6.57m in a matter of seconds.


See pages 13 - 17



## Alloy Towers

Suitable for use indoors or outdoors, these towers will allow you to access heights from 3.2 - 32.2m.

See pages 18 - 20



## Podiums & Platforms

Certified to BS8620 standards and suitable for lower level work from 2.2 – 8m.

See pages 21 - 23



## Tool Tethering

Save lives and improve your productivity with our robust, tried and tested range of tool tethering options.

See pages 24 - 25



# Working at Height Overview

**OVER  
8m**  
WORKING  
HEIGHT



EIGER & SAFE QUICK  
(AGR) TOWERS



Available  
in working  
heights of  
2-8m.

MI-TOWER &  
MI-TOWER PLUS

**MAX  
7m**  
WORKING  
HEIGHT



Maximum  
6.7m  
working  
height

MI-STAIRS  
TOWER



Wind-rated

Maximum  
6.57m  
working  
height

JLG 1530L MICRO  
SCISSOR LIFT



Wind-rated

Maximum  
6.3m  
working  
height

GENIE 1432 MICRO  
SCISSOR LIFT

**MAX  
6m**  
WORKING  
HEIGHT

Wind-rated

Confined Space  
Guard Rail  
Available

Maximum  
5.4m  
working  
height



BOSS PA  
SCISSOR LIFT



Maximum  
5.1m  
working  
height

POWER TOWER  
LIFT



Maximum  
5.05m  
working  
height

DINGLI 0507PA MINI  
SCISSOR LIFT



Maximum  
5m  
working  
height

IQ PRO 10  
SCISSOR LIFT



Maximum  
5m  
working  
height

SNORKEL 3010P  
SCISSOR LIFT

**MAX  
4.5m**  
WORKING  
HEIGHT



Maximum  
4.5m  
working  
height

NANO LIFT



Maximum  
4.5m  
working  
height

NANO SP LIFT

Wind-rated  
options  
available



Maximum  
4.2m  
working  
height

ECOLIFT



Maximum  
4.1m  
working  
height

IQ PRO 7 ACTIVE



Maximum  
3.9m  
working  
height

DESK SURFER

**MAX  
3.8m**  
WORKING  
HEIGHT



3.8m  
platform  
height

FOLDING  
PLATFORM



Maximum  
3.5m  
working  
height

PECOLIFT

BS:8620  
compliant



Available  
in 3.5m,  
3.2m  
& 3m  
working  
heights

PODIUM



2.87m  
working  
height

DELTADECK



Available  
in various  
sizes

EXTRA WIDE  
PLATFORM STEPS

## Additional Safety Features



Tool Trays With  
Integrated Tool  
Tethering



MEWP  
Tags



Safe Rack  
MHA



Track  
Unit



Anti-entrapment  
Secondary  
Guarding



Anti-climb  
Guard Rails



Telematics



# MEP Hire

Mechanical, Electrical & Low Level Access Specialists

# Non-Powered Access

These access machines are powered with the simple rotation of a handle – no batteries mean no downtime when charging!



## Working height 3.5m

### Pecolift

**Hire Code:** 020029 / 020030 (Vertical Handrail)

Compact and lightweight with a working range of 360°, allowing the operator to reach awkward positions easily as both hands are kept free.

- Suitable for use across site, indoors
- Lightweight and compact for easy manoeuvrability
- Self-propelled - elevated by simple rotation of a handle.

#### Working Envelope

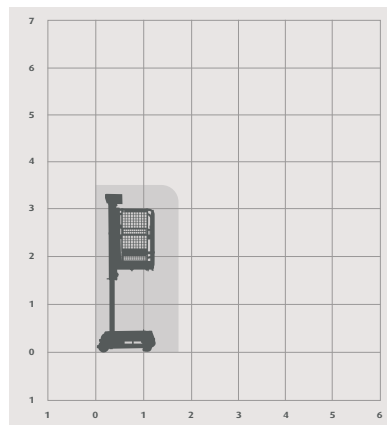


Image shows Peco with vertical handrail and additional side guard added.



Working height	3.5m
Platform height	1.5m
Width	0.7m
Length	0.98m
Height	1.55m
Weight	180kg
Max load	150kg
Outdoor / indoor	Indoor
Wind rated	No

#### Additional Safety Features



Anti-climb Guard Rails



Tool Trays With Integrated Tool Tethering



MEWP Tags

## Working height 3.9m

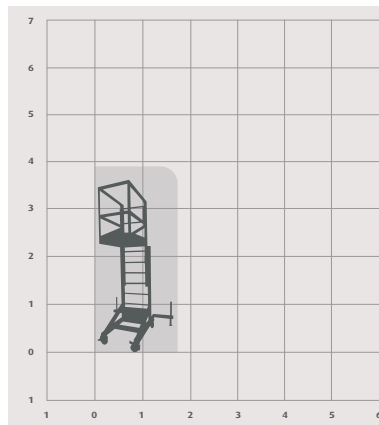
### Monkey Tower Desk Surfer

**Hire Code:** 010235

An innovative, unfolding scaffolding system ideal for accessing Low Level Access heights in a live environment.

- Simple, push around podium for accessing low level heights
- Suitable for use indoors or outdoors
- Easy and safe to use by one person - no qualifications required
- Lightweight and self-powered.

#### Working Envelope



Working height	3.9m
Maximum outreach	0.8m
Width	0.7m
Length	1.32m
Height	2.9m
Weight	90kg
Max load	90kg (min) – 150kg (max)
Outdoor / indoor	Both
Wind rated	No





## Working height 4.1m

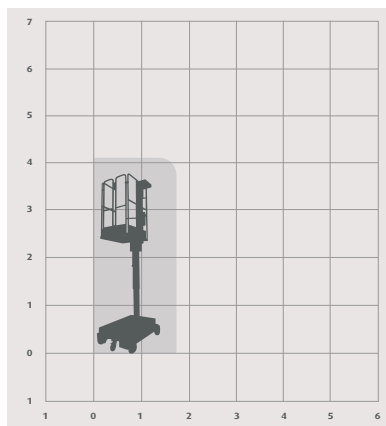
### IQ Pro 7 Active Platform Lift

**Hire Code:** 020056

Hydraulic and battery-free push around lift to safely and efficiently reach heights of up to 4.1m.

- Lightweight and easy to manoeuvre - fits through standard doorways and lifts
- Fast and smooth elevation
- No hydraulic or batteries needed - increases up time and reduces running costs.

#### Working Envelope



Working height	4.1m
Platform height	2.1m
Width	0.7m
Length	1.2m
Height	1.68m
Weight	275kg
Max load	125kg
Outdoor / indoor	Indoor
Wind rated	No

#### Additional Safety Features



MEWP  
Tags



## Working height 4.2m


### Ecolift

**Hire Code:** 020036 / 020037 (Wind Rated) / 020038 (Wind & Atex)

Simple and effective Low Level Access solution. Reach heights of up to 4.2 metres with this battery and electric power-free access machine.

- Suitable for use across site, indoors
- Lightweight and compact for easy manoeuvrability
- Self-propelled - elevated by simple rotation of a handle.

#### Working Envelope



Working height	4.2m
Platform height	2.2m
Width	0.7m
Length	1.28m
Height	1.94m
Weight	305kg
Max load	150kg
Outdoor / indoor	Indoor
Wind rated	Options available

#### Additional Safety Features



Anti-climb  
Guard Rails



Tool Trays  
With Integrated  
Tool Tethering



MEWP  
Tags

Image shows  
Eco with vertical  
handrail and  
additional side guard  
added.





# MEP Hire

Mechanical, Electrical & Low Level Access Specialists

# Powered Access

Our range of powered access machines help you to reach heights of up to 6.57m in a matter of seconds.



## Working height 4.5m

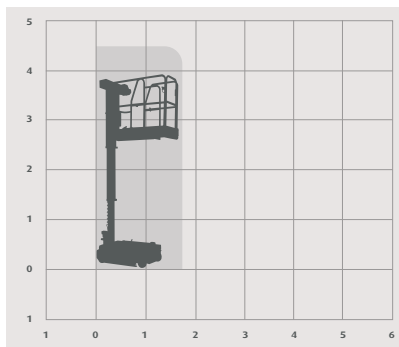
### Nano & Nano SP Lifts

**Hire Code:** 020018 Nano / 020019 Nano SP

A compact footprint with a large platform area. Reach Low Level Access heights of up to 4.5 metres with this simple to use battery operated access machine.

- Improves safety, whilst supporting increased productivity
- Suitable for use across site, indoors and outdoors (SP indoors only)
- Maximum load 200kg
- Choose the Nano SP for a larger platform size.

#### Working Envelope



	Nano	Nano SP
Hire Code	020018	020019
Working height	4.5m	4.5m
Platform height	2.5m	2.5m
Width	0.75m	0.75m
Length	1.20m	1.20m
Height	1.56m	1.59m
Weight	285kg	478kg
Max load	200kg	200kg
Outdoor / indoor	Both	Indoor
Wind rated	No	No

#### Additional Safety Features



Tool Trays  
With Integrated  
Tool Tethering



MEWP Tags



Telematics



Track Unit

## Working height 5m

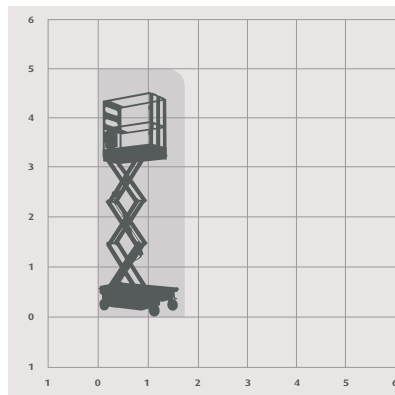
### IQ Pro 10 Scissor Lift

**Hire Code:** 020012

A push around scissor lift with intelligent safety features for all your Low Level Access needs.

- Reach up to 5m working heights in just 20 seconds
- Ideal for access to small and awkward spaces due to its compact size
- Long battery life for improved efficiency.

#### Working Envelope



Working height	5m
Platform height	3m
Width	0.75m
Length	1.20m
Height	1.8m
Weight	394kg
Max load	240kg
Outdoor / indoor	Indoor
Wind rated	No

#### Additional Safety Features



MEWP Tags



Telematics



Track Unit



## Working height 5m

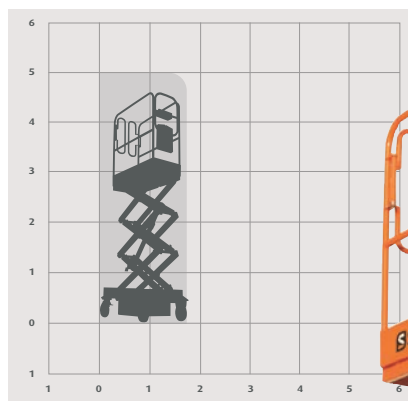
### Snorkel S3010P Scissor Lift

**Hire Code:** 020070

A push-around scissor lift, perfect for sites with space restrictions.

- Compact, lightweight and easy to manoeuvre
- Fits through standard doorways and passenger lifts
- Non-marking tyres ensure suitability to decked-out environments.

#### Working Envelope



Working height	5m
Platform height	3m
Width	0.75m
Length	1.2m
Height	1.8m
Weight	370kg
Max load	240kg
Outdoor / indoor	Indoor
Wind rated	No

#### Additional Safety Features



MEWP Tags   Telematics   Track Unit



## Working height 5.05m

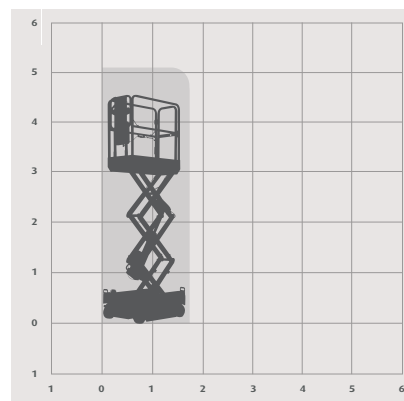
### Dingli 0507PA Mini Scissor Lift

**Hire Code:** 020053

A self-propelled, oil free mini scissor lift eliminating the chance of leaks, whilst reducing power consumption.

- Reaches working heights of up to 5.05m
- Highly versatile scissor lift that can be used by one person both indoors and outdoors
- Easy to use proportional joystick controls
- Self-locking gates provide additional safety
- Drivable at full height, allowing you to be more efficient with certain on-site tasks.

#### Working Envelope



Working height	5.05m
Platform height	3.05m
Width	0.77m
Length	1.16m
Height	1.60m
Weight	570kg
Max load	230kg
Outdoor / indoor	Both
Wind rated	No

#### Additional Safety Features



MEWP Tags   Telematics   Track Unit   Anti-entrapment  
Secondary  
Guarding



Working height 5.1m

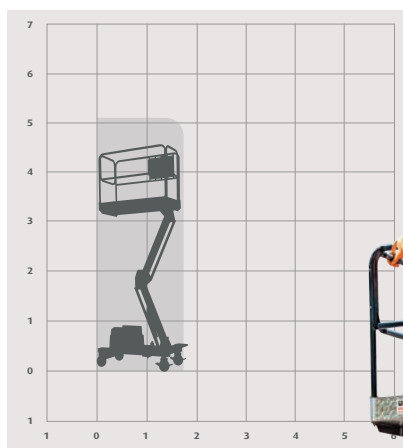
## Power Tower Lift

Hire Code: 020009

A safe and efficient way to reach Low Level Access working heights of up to 5.1m.

- Reach heights of up to 5.1m in just 30 seconds
- Compact and highly versatile, making it suitable for multiple tasks
- Simple to use and battery operated makes this machine a practical and environmentally sustainable choice.

### Working Envelope



Working height	5.1m
Platform height	3.1m
Width	0.78m
Length	1.6m
Height	1.85m
Weight	342kg
Max load	250kg
Outdoor / indoor	Indoor
Wind rated	No

### Additional Safety Features



MEWP Tags   Telematics   Track Unit



Working height 5.4m

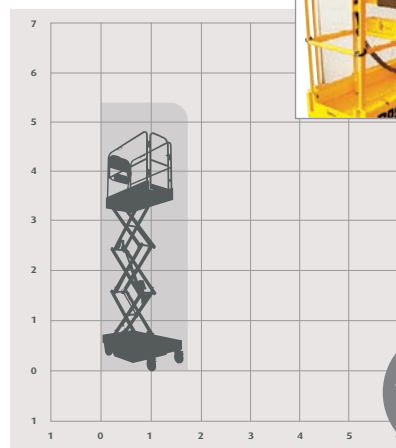
## BOSS PA Scissor Lift

Hire Code: 020039

A versatile scissor lift, reaching heights of up to 5.4m indoors and 4.6m outdoors.

- Compact and easy to manoeuvre
- Indoor and outdoor capability
- Fits through standard doorways and passenger lifts
- Confined space guard rail available for added safety in use.

### Working Envelope



Confined Space  
Guard Rail  
Available

Wind-rated

Working height	5.4m indoors / 4.6m outdoors
Platform height	3.4m indoors / 2.6m outdoors
Width	0.76m
Length	1.28m
Height	1.76m
Weight	375kg
Max load	250kg
Outdoor / indoor	Both
Wind rated	Yes

### Additional Safety Features



MEWP Tags   Telematics   Track Unit   Anti-entrapment  
Secondary  
Guarding



**Working height 6.3m**

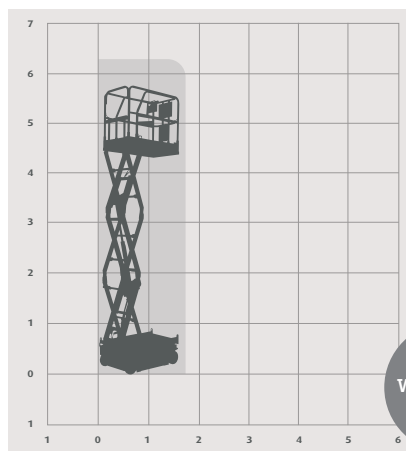
## Genie 1432 Micro Scissor Lift

**Hire Code:** 020054

A compact, sustainable and efficient way to reach heights of up to 6.3m indoors and 5.66m outdoors.

- Versatile, electric scissor lift for multiple access jobs
- Compact and versatile; fits through standard doorways and in personnel lifts
- Long life battery powered machine ensures increased up time and reduced leaks.

### Working Envelope



Wind-rated

Working height	6.3m indoors / 5.66m outdoors
Platform height	4.3m indoors / 3.66m outdoors
Width	0.77m
Length	1.4m
Height	1.9m
Weight	900kg
Max load	227kg
Outdoor / indoor	Both
Wind rated	Yes

### Additional Safety Features



Safe Rack MHA



Telematics



Track Unit



Anti-entrapment  
Secondary  
Guarding



**Working height 6.57m**

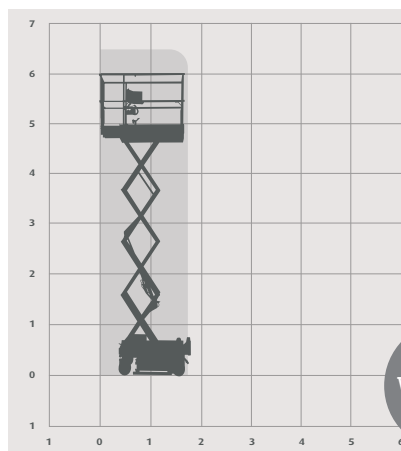
## JLG 1530L Micro Scissor Lift

**Hire Code:** 020055

Lightweight, compact and efficient scissor lift to safely reach Low Level Access working heights of up to 6.57m.

- Highly efficient electric, battery operated machine suitable for use across multiple applications
- Access working heights of up to 6.57m in just 19 seconds
- Suitable for use indoors or outdoors.

### Working Envelope



Wind-rated

Working height	6.57m indoors / 5m outdoors
Platform height	4.57m indoors / 3m outdoors
Width	0.76m
Length	1.4m
Height	1.9m
Weight	880kg
Max load	227kg
Outdoor / indoor	Both
Wind rated	Yes

### Additional Safety Features



Telematics



Track Unit



Anti-entrapment  
Secondary  
Guarding







# MEP Hire

Mechanical, Electrical & Low Level Access Specialists

# Alloy Towers

Suitable for use indoors or outdoors, these towers will allow you to access heights up to 32.2m.

**Working height  
up to 6.7m**

## MiStairs Alloy Access Tower

**For Hire Codes**, please contact an MEP Advisor or visit our website.

A safe, quick and easy to assemble alloy tower, providing a strong and robust access option around staircases. Suitable for one-person operation.

- Easy to assemble in just 20 minutes
- Available in a range of working heights from 4.2 - 6.7m
- Compact design means it is the ideal scaffold to move into a narrow stairwell
- Circular welded and pinched claw-brace connections make it the strongest, most stable scaffolding of its kind.



**Working height  
up to 6.7m**

## Bridge Quick Access Tower

**For Hire Codes**, please contact an MEP Advisor or visit our website.

A versatile and high quality mobile tower, offering a safe, yet speedy build. Provides an incredibly stable working platform with a generous working area.

- Fast assembly
- Six options to choose from depending on your desired working height
- Provides platform heights between 1.7 - 4.7m
- Choose working heights of 3.7 - 6.7m
- Suitable for both internal and external use
- Tower components compliant with BS EN 1004-1, bridging components compliant with BS 1139.



**Working height  
up to 8m**

## MiTower Alloy Access Tower

**For Hire Codes**, please contact an MEP Advisor or visit our website.

This quick assembly alloy access tower provides a safe and convenient platform for working at Low Level Access heights for up to two people.

- Reach heights of up to 8m
- 6m supplied as standard, 8m achieved when using 2m extension pack
- Assemble in less than 15 minutes by one person
- Available in two compact platform sizes
- EN1004 Class 3 compliant
- Suitable for both internal and external use.







Working height  
up to 14.2m

## Eiger 250 and Safe Quick (AGR) Alloy Access Towers

For Hire Codes, please contact an MEP Advisor or visit our website.

A versatile and EN1004 compliant LLA scaffold tower, suitable for both internal and external use by up to two people. Choose our Safe Quick AGR option for added safety features, in a new lighter and easier to assemble construction.

- Quick and easy to assemble
- Reaches working heights of up to 14.2m
- Compact advanced guardrail system
- Single and double width options
- Easy to use and assemble
- Lightweight and strong
- No ladder frame required
- Suitable for use by up to two people
- EN1004 Class 3 compliant.

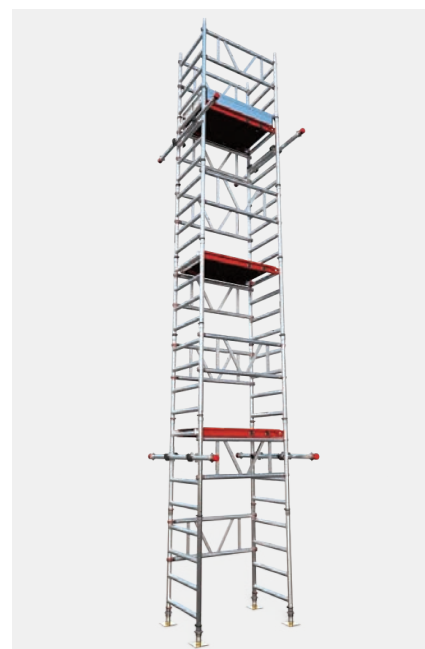
Working height  
up to 32.2m

## MiTower LiftShaft Alloy Access Tower

For Hire Codes, please contact an MEP Advisor or visit our website.

Reach heights in lift spaces and confined areas safely and quickly. Easy one person build and operation. Multiple size options available from 4.2 - 32.2m.

- Fast and easy set up
- Suitable for one or two people
- Stable, strong and robust
- Small footprint
- EN 1004 Class 3 and EN 1139-6 compliant.







# MEP Hire

Mechanical, Electrical & Low Level Access Specialists

# Podiums and Platforms

Certified to BS8620 standard and suitable  
for lower level work from 2.45 – 3.8m.

Working height  
up to 1.45m



## Euro Towers Stepfold Podium with Swing Gate

**Hire Code:** 010233 (1-1.2m) /  
010234 (1.2-1.45m)

These Stepfold podiums are BS 8620 certified steps - a great solution for working safely at low-level heights.

- Available in two sizes for a range of working heights
- Telescopic guardrails ensure easy access to working platform
- Battery free and BS 8620 certified.

Working height  
up to 1.5m



## Podium Step

**Hire Code:** 010224 (1m) /  
010226 (1.2m) / 010227 (1.5m)

Reach Low Level Access heights with this set of podium steps available in three heights from 1 - 1.5m. Certified to BS 8620 standard.

- Choose from three platform heights - 1m, 1.2m and 1.5m
- Stabilisers and anti-surf functionality provided for added safety and security
- BS 8620 certified.

Working height  
up to 2.87m



## DELTADECK® Low Level Work Platform

**Hire Code:** 010221

The DELTADECK® Low Level Access work platform is an innovative access solution, ideal for those needing flexibility when working at heights. Offers multiple working heights from 2.45 - 2.87m.

- Quick, easy and safe to use
- Compact, lightweight and easy to transport
- Suitable for multiple applications
- Battery free folding platform.

Working height  
up to 3.32m



## Rolguard Telescopic Work Platform

**Hire Code:** 010284 (4 rung) /  
010288 (5 rung) / 010286 (6 rung)

A Low Level Access platform ladder with all-round guard protection, saloon-bar gate style entry and an extra-large working platform. Allows the user to work comfortably with both hands free.

- Reaches heights of up to 3.32m
- Easy to move folding work platform
- Telescopic quick-lock stabilisers
- Variable height
- Optimal standing comfort
- Handy tool tray.

Working height  
up to 3.52m



## Stair Podium

**Hire Code:** 010231

Ideal podium for use on different surface levels such as stairways, as well as narrow spaces.

- Reaches working heights of 3.52m
- Fast and easy assembly
- One person operation
- Maximum load of 150kg.

Working height  
up to 3.8m



## Folding Work Platform

**Hire Code:** 010205

Quick and easy to use work platform suitable for multiple applications.

- Reaches working heights of up to 3.8m
- Maximise efficiency with 'snap open' design that assembles in minutes
- Lightweight and compact
- Easy to transport and store.





# Tool Tethering

## Dropped Objects Rank in the UK's Top 3 for Workplace Killers!\*

Save lives and improve your productivity with our robust, tried and tested range of tool tethering options.

### **Clever Tool Tethering That Stops Drops!**

Adding tool tethering solutions direct to the access machine is the safest possible way of ensuring tools aren't dropped. MEP Hire offers a full range of tethering solutions from NLG; who engineer the safest tool lanyards available. We have also worked with suppliers to allow tools to be fixed direct to the machine via innovations like tool trays.

Just follow these three simple steps to ensure your site is a safe one...

1

**Create a Tether Point** - a load rated point that allows you to connect your lanyard to your tool.

2

**Create a Lanyard** - depending on your environment choose either coil, bungee, fixed webbing or retractable.

3

**Select an Anchor Point** - attach your lanyard to a suitable anchor point, such as a wrist band, workbelt or harness.

\*HSE Riddor Report, 2022/23







# Safety Comes First...

All users must have the appropriate training to operate LLA machines and we can help you to access this training if you need it. Our staff hold IPAF Demonstrator Licences and can provide a Machine Familiarisation Service.

Each of the machines in our fleet goes through rigorous safety checks, including the LOLER examination. This ensures our machines are always compliant to the latest regulations and will keep your operators safe.

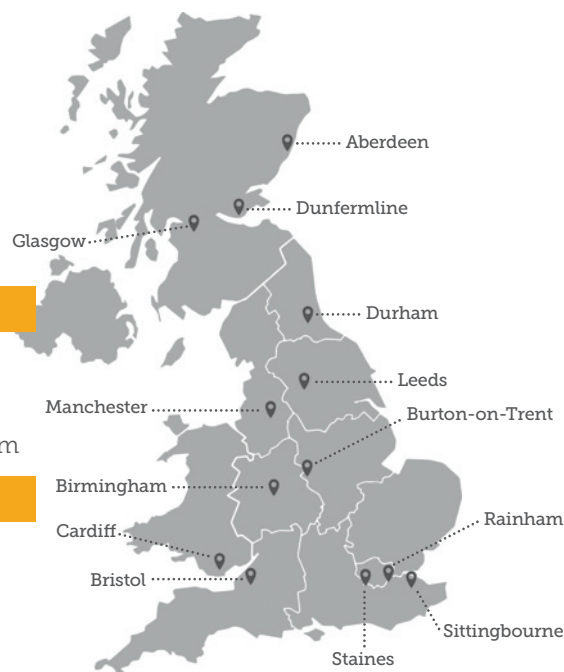
MEP Hire offer additional safety features for many of our access machines, making them the safest in the market. These include MEWP tags, anti-climb side guards, tool tethering, telematics and anti-entrapment.





# National Coverage

With 13 locations spread across the UK, we have truly national coverage.



## MEP HIRE ABERDEEN

Unit C6, Kintore Business Park,  
Kintore, Aberdeen AB51 0YQ  
**T:** 01224 444 195  
**E:** mephireaberdeen@vpplc.com

## MEP HIRE BIRMINGHAM

Unit 1 Alpha Park, Bevan Way,  
Smethwick B66 1BZ  
**T:** 01216 618 001  
**E:** mephirebirmingham@vpplc.com

## MEP HIRE BRISTOL

Unit B, St Vincents Trading Estate,  
Feeder Road, St Philips, Bristol  
BS2 0UY  
**T:** 01173 380 160  
**E:** mephirebristol@vpplc.com

## MEP HIRE BURTON

Unit A, Rolleston Trading Estate,  
Hawkins Lane, Burton-on-Trent  
DE14 1PT  
**T:** 01283 530 777  
**E:** mephireburton@vpplc.com

## MEP HIRE CARDIFF

Unit 5 Riverside, Treforest  
Industrial Estate, Pontypridd  
CF37 5TG  
**T:** 02921 507 810  
**E:** mephirecardiff@vpplc.com

## MEP HIRE DURHAM

Greta House, Unit 36,  
Belmont Industrial Estate,  
Durham DH1 1TT  
**T:** 01913 841 384  
**E:** mephiredurham@vpplc.com

## MEP HIRE EDINBURGH

Unit 6A, Pitreavie Business Park,  
Pitreavie Way, Dunfermline,  
Fife KY11 8UX  
**T:** 01383 452 020  
**E:** mephireedinburgh@vpplc.com

## MEP HIRE GLASGOW

Unit K, Ashley Drive, Bothwell,  
Glasgow G71 8BS  
**T:** 01698 802 990  
**E:** mephireglasgow@vpplc.com

## MEP HIRE LEEDS

Cross Point, A1 Business Park,  
Knottingley WF11 0BU  
**T:** 01132 211 190  
**E:** mephireleeds@vpplc.com

## MEP HIRE MANCHESTER

Unit 2000, Fifth Street,  
Trafford Park, Manchester M17 1JX  
**T:** 01619 046 200  
**E:** mephiremanchester@vpplc.com

## MEP HIRE RAINHAM

Unit 5, Consul Avenue,  
Segro Industrial Park, Rainham,  
Essex RM13 8HY  
**T:** 020 8104 3140  
**E:** mephirerainham@vpplc.com

## MEP HIRE SITTINGBOURNE

Unit 11D, Dolphin Park,  
Cremers Road, Eurolink,  
Sittingbourne, Kent ME10 3HB  
**T:** 01795 402 130  
**E:** mephiresittingbourne@vpplc.com

## MEP HIRE STAINES

Apex 30, 233-269 London Road,  
Staines TW18 4JU  
**T:** 01784 608 960  
**E:** mephirestaines@vpplc.com

## MEP Hire Head Office

Unit K, Ashley Drive, Bothwell, Glasgow G71 8BS  
**T:** 0800 587 5121 **E:** hire@mephire.co.uk



# MEP Hire

Mechanical, Electrical & Low Level Access Specialists

☎ 0800 587 5121

@ hire@mephire.co.uk

🌐 www.mephire.co.uk

## MEP Hire Head Office

Unit K, Ashley Drive, Bothwell, Glasgow G71 8BS

Hire Desk open Monday to Friday, 7.30am - 5pm.

Registered company number: 3428037



SCAN TO VISIT  
OUR WEBSITE



Printed on carbon balanced  
and sustainably sourced paper

## MEP Hire a trusted and recognised hire partner...

